



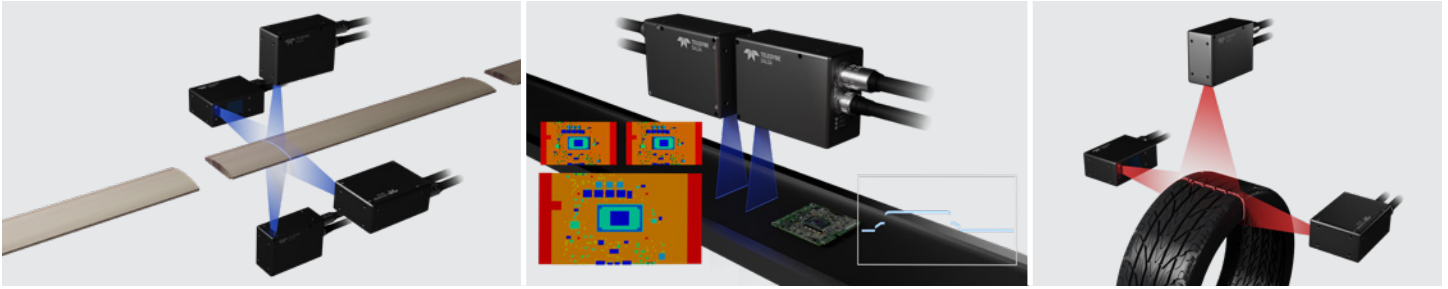
**SPECIFICATIONS<sup>1</sup>**

Function	Description
Scanning Rate	<ul style="list-style-type: none"> <li>• AOI: Up to 45,000 profiles/sec</li> </ul>
Connectors	<ul style="list-style-type: none"> <li>• 1 x M12 17-pin: Controls</li> <li>• 1 x M12 8-pin X-Coded: Data Ethernet port</li> </ul>
Image Enhancements	<ul style="list-style-type: none"> <li>• Single scan HDR</li> <li>• Reflection elimination</li> <li>• Specular configuration</li> <li>• Filters: programmable median</li> <li>• Horizontal and vertical flip</li> <li>• Unified Measurement Space</li> </ul>
Multi-Sensor Sync	<ul style="list-style-type: none"> <li>• Single low-cost wiring using off-the-shelf network switches</li> <li>• Sensor grouping</li> <li>• Configuration wizard to ease timing setup</li> </ul>
Lasers	<ul style="list-style-type: none"> <li>• Red: 660nm 2M or 3R</li> <li>• Blue: 405 nm 2M or 3R</li> </ul>
Reflectance Management	<ul style="list-style-type: none"> <li>• Time integration</li> <li>• Laser power control: Automatic or manual</li> <li>• Gain control</li> </ul>
Output Format	<ul style="list-style-type: none"> <li>• Individual profile, range map and 3D point cloud</li> <li>• Depth (Z), Lateral (X), Reflectance (R) or Laser Peak Width (W)</li> <li>• GenlCam 3.0 (SFNC 2.3) compatible 3D Data output formats compatible with</li> <li>• Calibrated Z; Rectified Z, Calibrated ZR/ZR+W</li> <li>• Native values and world units (microns/mm/inch)</li> <li>• 16-bit mono (1D line-scan mode)</li> <li>• 10-bit mono (2D area-scan mode)</li> </ul>
Temperature	<p><b>Storage:</b></p> <ul style="list-style-type: none"> <li>• -40°C to +80°C (-4°F to +176°F) temperature</li> <li>• 20% to 80% non-condensing relative humidity</li> <li>• Operating:</li> <li>• 10°C (50°F) to 50°C (122°F)</li> <li>• Relative Humidity: up to 90% (non-condensing)</li> </ul>
System Requirements	<ul style="list-style-type: none"> <li>• 5, 2.5 or 1 Gigabit Ethernet</li> <li>• 4 GB or higher system memory</li> </ul>
I/O	<ul style="list-style-type: none"> <li>• 2 opto-isolated input</li> <li>• Configurable as a trigger input or as a start/stop trigger</li> <li>• 2 opto-isolated output</li> <li>• Serial communication port<sup>2</sup> or Analog output<sup>2</sup> 4 – 20 mA</li> </ul>

Function	Description
Encoder Input	<ul style="list-style-type: none"> <li>• Quadrature (AB) shaft-encoder inputs</li> <li>• RS422/TTL</li> <li>• Up to 5 MHz (20M tick rate)</li> <li>• Backlash compensation</li> </ul>
Scan Control	<p><b>Profile Trigger</b></p> <ul style="list-style-type: none"> <li>• Encoder input, Internal timer/counter</li> </ul> <p><b>Fixed Scan</b></p> <ul style="list-style-type: none"> <li>• External input; Software; Timer/counter</li> </ul> <p><b>Variable Scan</b></p> <ul style="list-style-type: none"> <li>• Part in place; Start/Stop pulse</li> </ul>
Unified Measurement Space	<ul style="list-style-type: none"> <li>• Intuitive GUI for rapid setup</li> <li>• Up to 16 sensors</li> <li>• Supports multiple sensors in side-by-side, circular and in-line configurations</li> <li>• Combine red and blue laser models</li> <li>• Supports models with different measurement ranges</li> </ul>
Power Supply	<ul style="list-style-type: none"> <li>• PoE via 8-pin X-code circular connector (optional)</li> <li>• Separate power via 12M 17-pin connector</li> <li>• +12V to 36VDC +/-10% with surge protection</li> </ul>
Enclosure	<ul style="list-style-type: none"> <li>• Machined aluminum</li> <li>• IP67</li> <li>• 4 x mounting holes</li> </ul>
Software	<ul style="list-style-type: none"> <li>• Microsoft® Windows® 10 (32/64-bit) compatible</li> <li>• Linux 32/64-bit:           <ul style="list-style-type: none"> <li>• Ubuntu/Debian, RHEL/CentOS/Fedora, SLES/openSUSE</li> <li>• Kernel: 2.6.32 or higher</li> </ul> </li> <li>• Fully supported by Teledyne DALSA's software packages (bundled free):           <ul style="list-style-type: none"> <li>• Sherlock 8.0</li> <li>• Sapera LT 8.60 (or higher), Sapera Processing 8.0 (or higher) RTL</li> </ul> </li> <li>• Linux: Teledyne DALSA GevAPI Framework (SDK) ver. 2.40 or higher</li> <li>• 3rd party software:           <ul style="list-style-type: none"> <li>• MVTec® Halcon®</li> <li>• NI® Max/Labview®</li> <li>• Cognex® VisionPro®</li> <li>• Stemmer CVB</li> </ul> </li> <li>• Application development using C++ and Microsoft .Net (C++, C# or Visual Basic)</li> </ul>
Markings	<ul style="list-style-type: none"> <li>• FCC Class B, CE, ICE (pending)</li> <li>• ROHS, China RoHS (pending)</li> </ul>

1. Subject to change without prior notice

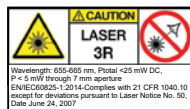
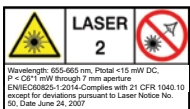
2. Contact Teledyne DALSA Sales for availability



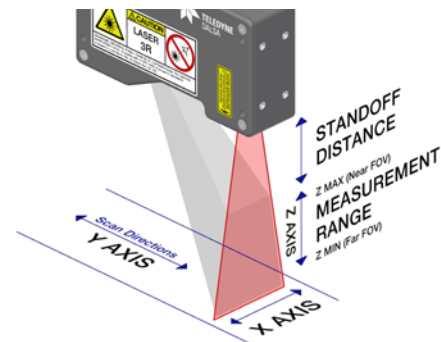
### SPECIFICATIONS<sup>1</sup> (Continued)

	Z-TRAK2 S-2K-0004 <sup>2</sup>	Z-TRAK2 S-2K-0015	Z-TRAK2 S-2K-0030
DOF	4 mm	15 mm	30 mm
Standoff (mm)	15	55	65
FOV (mm)	9 - 10	26.6 - 32.3	53 - 72
X-Res (µm)	4.6 - 5.1	12-14	23 - 29
Z-Res (µm)	1	1.5 - 1.8	2.5 - 7
Repeatability (±µm)	0.25	0.25	0.3 - 0.4
Linearity (±) % of F.S.	<0.025%	<0.025%	<0.02%
Laser (nm)	Blue405-2M	Blue405-2M	Blue405-2M
Options	3R, Red660	3R, Red660	3R, Red660
Interface	5/2.5/1 GigE	5/2.5/1 GigE	5/2.5/1 GigE
Case Size	T10	T20	T20

	Z-TRAK2 S-2K-0100	Z-TRAK2 S-2K-0250 <sup>2</sup>	Z-TRAK2 S-2K-0600 <sup>2</sup>
DOF	100 mm	250 mm	600 mm
Standoff (mm)	90	180	380
FOV (mm)	96.6 - 185	166 - 325	428 - 978
X-Res (µm)	49 - 81	85 - 167	219 - 503
Z-Res (µm)	7 - 25	40	120
Repeatability (±µm)	0.75 - 1.25	2.5 - 6.0	7.5 - 15
Linearity (±) % of F.S.	<0.02%	<0.02%	<0.02%
Laser (nm)	Red660-2M	Red660-3R	Red660-3R
Options	3R, Blue405	2M, Blue405	2M, Blue405
Interface	5/2.5/1 GigE	5/2.5/1 GigE	5/2.5/1 GigE
Case Size	T20	T30	T40



1. Subject to change without prior notice
2. Contact Teledyne DALSA Sales for availability



**Americas** Boston, USA | +1 978-670-2000 | TDI\_sales.americas@teledynedalsa.com  
**Europe** Krailing, Germany | +49 89-89-54-57-3-80 | TDI\_sales.europe@teledynedalsa.com  
**Asia Pacific** Tokyo, Japan | +81 3-5960-6353 | TDI\_sales.asia@teledynedalsa.com  
 Shanghai, China | +86 21-3368-0027 | TDI\_sales.asia@teledynedalsa.com

Teledyne DALSA has its corporate offices in Waterloo, Canada. Teledyne DALSA reserves the right to make changes at any time without notice. © Teledyne DALSA 20210414