

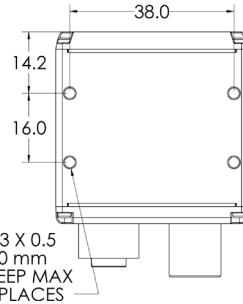
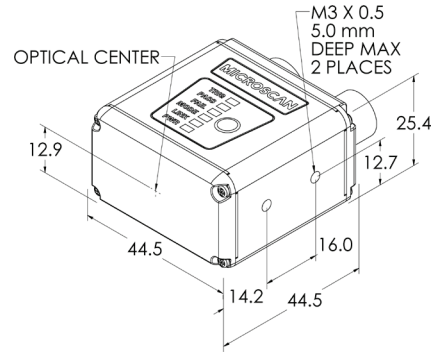
MICROHAWK® MV-40

SPECIFICATIONS AND OPTIONS



Ultra-Compact
Height: 25 mm (0.98")
Width: 45 mm (1.77")
Length: 45 mm (1.77")

Integrated LEDs



Note: Nominal dimensions in MM are shown. Typical tolerances apply.

DIMENSIONS

Height: 25 mm (0.98")
Width: 45 mm (1.77")
Length: 45 mm (1.77")
Weight: 68 g (2.40 oz.)

ENCLOSURE: IP-65/67, Aluminum

ENVIRONMENTAL

Operating Temperature: 0° to 45° C (32° to 113° F)
Storage Temperature: -50° to 75° C (-58° to 167° F)
Humidity: 5% to 95% (non-condensing)

EMISSIONS

EN 55022:2010 Class A Limits

ELECTRICAL

4.75-30 VDC, 200 mV p-p max ripple, 150 mA at 24 VDC (typ.)

CONNECTOR

M12 12-Pin Power, M12 8-Pin Ethernet

PASSIVE POE

24 Volt Passive Power over Ethernet, Type B. Requires passive PoE power supply.

COMMUNICATION

RS-232, Ethernet TCP/IP, EtherNet/IP, PROFINET I/O

DISCRETE I/O

2 in/3 out: Optoisolated Trigger Input; New Master Input: Bi-directional, Optoisolated, 1-28 V rated (10 mA @ 28 VDC); Strobe Output, 2 General Purpose Outputs: Bi-directional, Optoisolated, 1-28 V rated (I_{CE} < 100 mA @ 24 VDC, current limited by user)

ILLUMINATION

Inner Red: 4 LEDs, 625 nm nominal
Inner White: 4 LEDs
Outer Red, White, Blur or IR: 8 LEDs
Light Modes: Inner or Outer; Off, On, Strobe, Power Strobe; Power Strobe for Outer LEDs only
Operating Life: 50,000 hours @ 25° C

SPEED: 800 MHz

INDICATORS

TRIG, PASS, FAIL, MODE, LINK, PWR LEDs, 2 Target Pattern LEDs, 2 Inspection Passed Green Flash LEDs

MEMORY

2 GB Non-Volatile Flash, 256 MB RAM

SOFTWARE

AutoVISION Sensor, AutoVISION, Visionscape

FTP IMAGE STORAGE: Supported

SENSOR OPTIONS

WVGA (Mono): CMOS 0.34 MP (752 x 480), 4.51 x 2.88 mm, 6 µm pixel size
SXGA (Mono): CMOS 1.2 MP (1280 x 960), 4.80 x 3.60 mm, 3.75 µm pixel size
QSXGA (Color): CMOS 5 MP (2592 x 1944), 4.536 x 3.402 mm, 1.75 µm pixel size

SHUTTER

Global (WVGA, SXGA), Rolling (QSXGA)

EXPOSURE

WVGA: 50 to 66,667 µs; **SXGA:** 66 to 58,825 µs; **QSXGA:** 66 to 66,667 µs

OPTICS

Fixed: Standard Density (5.2 mm), High-Density (8.0 mm), UHD (16.0 mm)
Autofocus: Standard Density (5.2 mm), High-Density (7.7 mm), UHD (16.0 mm)

FOCUS

Fixed: Factory Set to 50, 102, 190 or 300 mm (SD, HD); 64 or 400 mm (UHD)
Autofocus: Software Adjustable 50 to 300 mm (SD, HD); 40 to 150 mm (UHD)

FRAMES PER SECOND

WVGA: Up to 52; **SXGA:** Up to 40; **QSXGA:** Up to 5

SYMBOLOGIES

2D: Data Matrix (ECC 0-200), QR Code, Micro QR Code, Aztec Code
Stacked: PDF417, MicroPDF417, GS1 Databar (Composite and Stacked)
Linear: Code 39, Code 128, BC412, Interleaved 2 of 5, UPC/EAN, Codabar, Code 93, Pharmaco, PLANET, POSTNET, Japanese Postal, Australia Post, Royal Mail, Intelligent Mail, KIX

SAFETY AND QUALITY

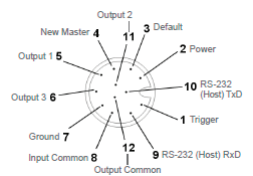
FCC, CE, UL, RoHS-Compliant

QMS CERTIFICATION

www.microscan.com/quality

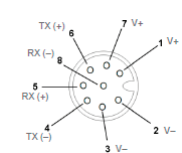
CONNECTOR A M12 12-Pin Plug:

Pin	Function
9	Host Rx/D
10	Host Tx/D
2	Power
7	Ground
1	Trigger
8	Input Common
3	Default
4	New Master
5	Output 1
11	Output 2
6	Output 3
12	Output Common



CONNECTOR B M12 8-Pin Socket:

Pin	Function
1	V+
2	V-
3	V-
4	TX (-)
5	RX (+)
6	TX (+)
7	V+
8	RX (-)



©2018 Omron Microscan Systems, Inc. SP095C-EN-0518
 Specifications are subject to change. For complete technical information, please see the User Manual.
 Warranty - For current warranty information about this product, please visit www.microscan.com/warranty.

OMRON

MICROSCAN

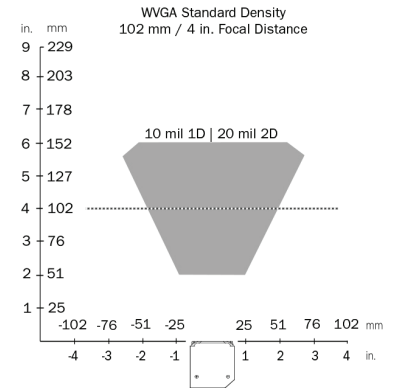
www.microscan.com

MICROHAWK® MV-40 FIELD OF VIEW AND READ RANGE CHARTS

WVGA Sensor Fixed Focus Read Ranges

Focus Distance		WVGA HIGH-DENSITY						WVGA STANDARD DENSITY					
		Field of View		Typical 2D Mil Size	Depth of Field (mm)		Min. 2D Mil Size	Field of View		Typical 2D Mil Size	Depth of Field (mm)		Min. 2D Mil Size
in.	mm	in.	mm	mil size	Inside	Outside	mil size	in.	mm	mil size	Inside	Outside	mil size
2.0	50	1.4	35	7.5	43	58	5	2.0	50	10	38	65	7.5
2.5	64	1.5	38	7.5	55	73	5	2.2	55	10	49	78	7.5
3.2	81	1.9	49	10	65	97	7.5	2.8	70	15	56	106	10
4.0	102	2.6	65	10	83	121	10	3.7	94	20	52	152	15
5.2	133	3.1	80	15	90	176	10	4.5	115	20	78	187	15
7.5	190	4.5	114	20	133	246	15	6.5	165	30	128	252	20
11.8	300	7.1	180	30	179	422	30	10.2	260	40	219	381	30

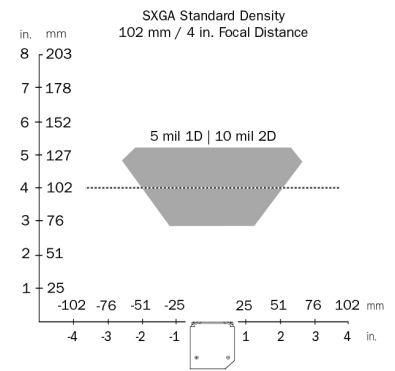
Example Read Range:



SXGA Sensor Fixed Focus Read Ranges

Focus Distance		SXGA HIGH-DENSITY						SXGA STANDARD DENSITY					
		Field of View		Typical 2D Mil Size	Depth of Field (mm)		Min. 2D Mil Size	Field of View		Typical 2D Mil Size	Depth of Field (mm)		Min. 2D Mil Size
in.	mm	in.	mm	mil size	Inside	Outside	mil size	in.	mm	mil size	Inside	Outside	mil size
2.0	50	1.5	37	5	47	55	3.3	2.1	53	7.5	37	64	5
2.5	64	1.6	41	5	58	70	3.3	2.3	59	7.5	49	78	5
3.2	81	2.0	52	7.5	70	92	5	2.9	75	7.5	60	102	7.5
4.0	102	2.7	69	7.5	88	116	5	3.9	100	10	74	131	7.5
5.2	133	3.4	85	10	107	159	7.5	4.8	123	10	88	161	10
7.5	190	4.8	122	15	137	243	10	6.9	175	15	115	265	15
11.8	300	7.6	192	20	185	400	15	10.9	277	20	224	427	20

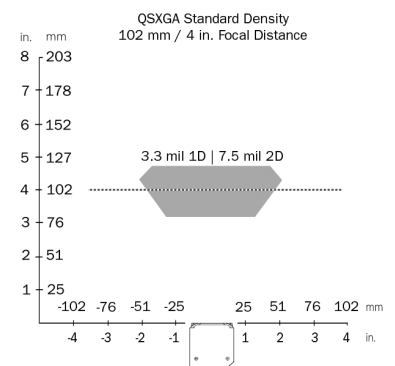
Example Read Range:



QXSGA Sensor Fixed Focus Read Ranges

Focus Distance		QXSGA HIGH-DENSITY						QXSGA STANDARD DENSITY					
		Field of View		Typical 2D Mil Size	Depth of Field (mm)		Min. 2D Mil Size	Field of View		Typical 2D Mil Size	Depth of Field (mm)		Min. 2D Mil Size
in.	mm	in.	mm	mil size	Inside	Outside	mil size	in.	mm	mil size	Inside	Outside	mil size
2.0	50	1.4	35	5	46	55	3.3	2.0	51	5	43	59	3.3
2.5	64	1.5	39	5	59	68	3.3	2.2	57	5	55	72	3.3
3.2	81	2.0	50	5	74	87	3.3	2.8	72	5	69	92	5
4.0	102	2.6	66	5	94	110	3.3	3.8	96	7.5	80	124	5
5.2	133	3.2	81	7.5	112	153	5	4.6	117	7.5	107	159	7.5
7.5	190	4.6	116	10	154	227	7.5	6.6	168	10	150	231	10
11.8	300	7.2	184	15	227	373	10	10.4	265	15	203	397	15

Example Read Range:



UHD Fixed Focus Read Ranges

SXGA UHD - 64 MM				
Min. 1D Element	Depth of Field (mm)		Field of View	
	Inside	Outside	Hor.	Vert.
2	63.5	64.5	16.5	12.5
2.5	62.5	66		
3	62.5	66		
3.3	62.5	67		

SXGA UHD - 400 MM				
Min. 2D Element	Depth of Field (mm)		Field of View	
	Inside	Outside	Hor.	Vert.
7.5	360	415	114	86
10	351	429		
15	325	451		
20	309	466		
30	293	512		
40	303	563		

Note: Minimum 1D element is typically 1/2 the size of minimum 2D element. Example: 10 mil 2D = 5 mil 1D.

Omron Microscan and all product names and logos as noted are trademarks or registered trademarks of Omron Microscan Systems, Inc. All other trademarks are the property of their respective owners.

MICROHAWK® MV-40 FIELD OF VIEW AND READ RANGE CHARTS

WVGA Sensor Autofocus Read Ranges

Object Distance Std Models		WVGA HIGH-DENSITY AUTOFOCUS			
		Horizontal Field of View		Vertical Field of View	
in.	mm	in.	mm	in.	mm
2.0	50	1.3	33.5	0.8	21.5
2.5	64	1.7	42.0	1.0	26.5
3.2	81	2.1	52.5	1.3	33.0
4.0	102	2.6	65.0	1.6	41.0
5.2	133	3.3	84.5	2.1	53.5
7.5	190	4.7	119.5	3.0	75.0
11.8	300	7.4	187.0	4.6	117.0

Object Distance Std Models		WVGA STANDARD DENSITY AUTOFOCUS			
		Horizontal Field of View		Vertical Field of View	
in.	mm	in.	mm	in.	mm
2.0	50	2.1	52.5	1.3	34.0
2.5	64	2.6	65.5	1.6	41.5
3.2	81	3.2	82.0	2.0	51.0
4.0	102	4.0	102.0	2.5	64.0
5.2	133	5.2	132.0	3.2	82.0
7.5	190	7.3	185.0	4.5	115.5
11.8	300	11.3	288.0	7.1	180.0

Symbol Size	WVGA High-Density Read Range Testings			
(mils)	IE (mm)	PPE	OE (mm)	PPE
3.3	50	1.9	53	1.8
5	50	2.8	57	2.5
7.5	50	4.2	61	3.6
10	50	5.6	64	4.6
15	50	8.5	71	6.3

Symbol Size	WVGA Standard Density Read Range Testings			
(mils)	IE (mm)	PPE	OE (mm)	PPE
5	50	1.8	60	1.5
7.5	50	2.7	69	2
10	50	3.6	77	2.5
15	50	5	92	3.1
20	50	7.2	99	4

Object Distance Std Models		SXGA HIGH-DENSITY AUTOFOCUS			
		Horizontal Field of View		Vertical Field of View	
in.	mm	in.	mm	in.	mm
2.0	50	1.4	36.5	1.1	27.4
2.5	64	1.8	46.0	1.4	34.5
3.2	81	2.3	57.2	1.7	42.9
4.0	102	2.8	71.4	2.1	53.6
5.2	133	3.6	90.5	2.7	67.9
7.5	190	5.0	127.0	3.8	95.3
11.8	300	7.8	198.4	5.9	148.8

Object Distance Std Models		SXGA STANDARD DENSITY AUTOFOCUS			
		Horizontal Field of View		Vertical Field of View	
in.	mm	in.	mm	in.	mm
2.0	50	2.3	57.2	1.7	42.9
2.5	64	2.9	73.0	2.2	54.8
3.2	81	3.5	88.9	2.6	66.7
4.0	102	4.3	109.5	3.2	82.2
5.2	133	5.6	141.3	4.2	106.0
7.5	190	7.9	200.0	5.9	150.0
11.8	300	12.4	314.3	9.3	235.7

Symbol Size	SXGA High-Density Read Range Testings			
(mils)	IE (mm)	PPE	OE (mm)	PPE
3.3	50	3.0	NA	NA
5	50	4.6	144	1.7
7.5	50	6.8	208	1.8
10	50	9.2	291	1.7
15	50	13.9	374	2

Symbol Size	SXGA Standard Density Read Range Testings			
(mils)	IE (mm)	PPE	OE (mm)	PPE
5	50	2.7	94	1.6
7.5	50	4.4	143	1.7
10	50	5.6	186	1.7
15	50	8.7	282	1.7
20	50	11.5	308	2.1

SXGA UHD AUTOFOCUS			
Min. 2D Element	Horizontal Field of View (mm)		Read Range (mm)
mil size	Inside	Outside	Autofocus
2	10	24	40 - 104
3.3	10	36	40 - 146
5	10	39	40 - 150

